

HCA

Hamilton Canadian Bank Mean Reversion Index ETF



HAMILTON ETFS

YIELD %

4.68%

A smarter way to invest in Canadian banks

Hamilton Canadian Bank Mean Reversion Index ETF (HCA) is a great solution for investing in Canadian banks over the long term

HCA Highlights

- The **Solactive Canadian Bank Mean Reversion Index TR** has outperformed an equal weight portfolio of Canada's banks — especially in turbulent times
- Exposure to **Canadian banks** using a mean reversion strategy with quarterly rebalancing
- Potential for **higher long-term returns and lower downside volatility**

Growth of \$10,000

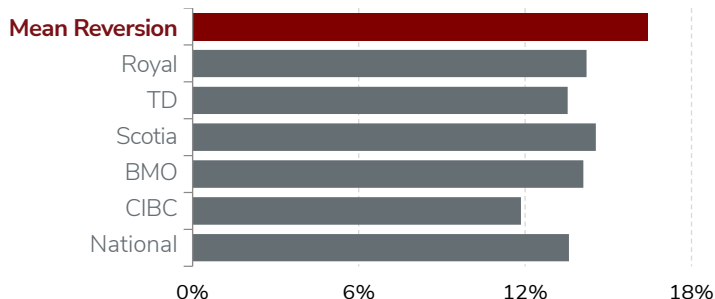


Returns

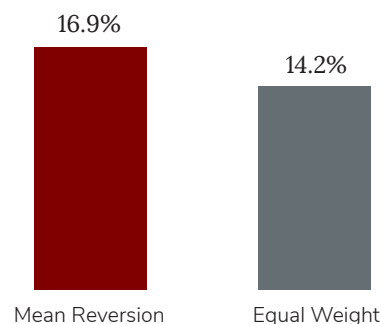
1mo	3mo	6mo	Year to Date	1yr	Since Inception*
-6.2%	-9.6%	1.3%	-4.4%	13.1%	30.7%

*Annualized

Outperformed every major bank since 1990³



Mean Reversion outperforms Equal Weight¹



1. Annualized return of Solactive Canadian Bank Mean Reversion Index TR (SOLCBMRT) vs Equal Weight of "Big Five" Canadian banks as at Mar 31, 2022; source: Bloomberg, Solactive AG
 2. \$100,000 invested (Jan 1, 1990) in Solactive Canadian Bank Mean Reversion Index TR (SOLCBMRT) vs Equal Weight of "Big Five" Canadian banks, value as at Mar 31, 2022; source: Bloomberg, Solactive AG
 3. Annualized returns of Solactive Canadian Bank Mean Reversion Index TR (SOLCBMRT) vs Canada's "Big 6" banks, Jan 1, 1990 - Mar 31, 2022; source: Bloomberg, Solactive AG

HCA

Hamilton Canadian Bank Mean Reversion Index ETF



HAMILTON ETFS

Fund Objectives

The fund is designed to closely track the returns of the Solactive Canadian Bank Mean Reversion Index TR, which applies a mean reversion strategy to Canada's "Big Six" banks. Historically, buying the laggards and selling the winners has been a winning strategy, as Canadian banks – over the long run – tend to generate similar returns.

Reasons to Invest in HCA



Benefits of mean reversion have been greatest in periods of market turbulence



Monthly distributions

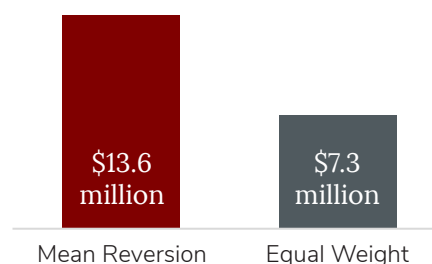


Mean reversion outperformed **every Canadian bank stock** and **equal weight portfolio** over the long term¹

1. The Solactive Canadian Bank Mean Reversion Index TR (SOLCBMRT) outperformed each of Canada's "Big Five" stocks over 5, 10, 20, 30 year periods, as at Mar 31, 2022; Source: Bloomberg, Solactive AG

Commissions, management fees and expenses all may be associated with an investment in exchange traded products managed by Hamilton Capital Partners Inc. (the "Hamilton ETFs Products"). Hamilton ETFs Products are not guaranteed, their values change frequently and past performance may not be repeated. The prospectus contains important detailed information about the Hamilton ETFs Products. Please read the prospectus before investing.

Value of \$100k invested
since 1990²



Top Holdings

National Bank	26.6%
CIBM	26.6%
RBC	26.5%
Scotia	7.0%
TDB	6.7%
BMO	6.6%

Fund Details

Ticker	HCA
Exchange	TSX
Management fee	0.45%
Inception date	Jun 26, 2020
Investment style	Index-based, mean reversion
Rebalancing	Quarterly
Distributions	Monthly
Assets	\$550,170,119
Administrator	Horizons ETFs
Auditor	KPMG LLP