

HFY

HAMILTON CAPITAL GLOBAL FINANCIALS YIELD ETF



HFY (CAD)
HFY.U (USD)

FUND DETAILS

NAV per Unit	HFY: \$15.41 HFY.U: US\$11.40
Currency	HFY—CAD HFY.U—USD
Inception Date	February 6, 2017
CUSIP	40703P100
Distributions	Quarterly
Eligibility	RRSP, DRIP, RRIF, DPSP, RDSP, RESP, TFSA
Administrator	Horizons ETFs Management (Canada) Inc.
Auditor	KPMG LLP
Mgmt Fee ²	0.85%
Net Asset Value	\$58.5 mln

FUND CHARACTERISTICS

Number of Holdings	60
% in Top 5	15%
% in Top 10	29%
Dividend Yield	4.34%
2019E Price to Earnings ³	12.4x
Price to Book Value ³	1.6x
Consensus Portfolio-Weighted EPS Growth YoY (2019E/2020E)	9.9%/9.7%

2. Plus sales taxes

3. Portfolio-weighted for equity investments

Source: Bloomberg, Hamilton Capital

HIGHLIGHTS

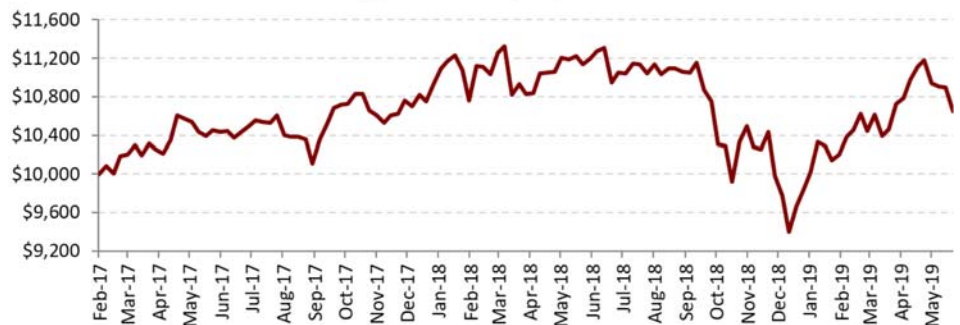
As at May 31, 2019 (published June 10, 2019)

- **Actively-managed** portfolio of blue-chip global financials
- **4.34% dividend yield** (quarterly distributions)
- Strong growth profile: consensus portfolio-weighted EPS growth forecast to be 9.9% (2019E), 9.7% (2020E)
- **Global diversification** with exposure to ~15 countries, ~10 sub-sectors and over 50 holdings
- **Materially lower volatility** vs. global financials index⁽¹⁾

HISTORICAL PERFORMANCE

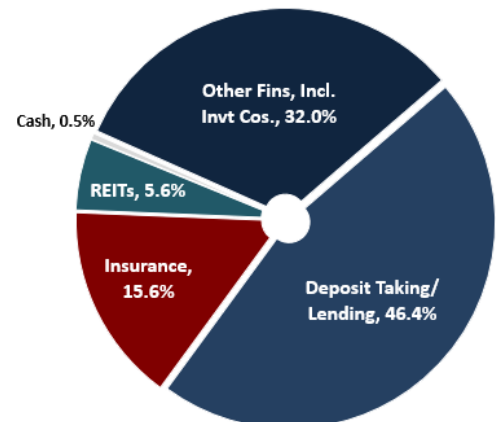
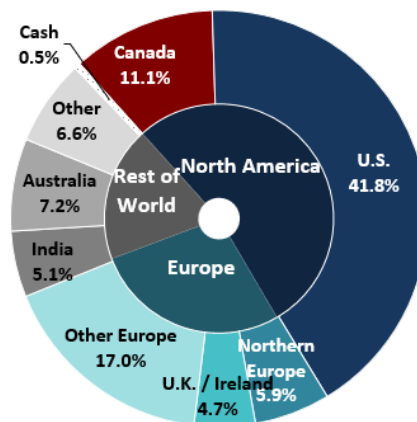
Performance	1 Mo	3 Mo	6 Mo	YTD	1 Yr	SI ⁽²⁾
Global Financials Yield ETF (HFY)	(4.1%)	0.8%	2.0%	9.9%	(3.6%)	2.8%

Growth of Hypothetical \$10,000 Investment



1. S&P Global 1200 Financials Index (SGFS), as at May 31, 2019.
2. Performance is annualized since inception, as at May 31, 2019.

GEOGRAPHIC AND SUB-SECTOR BREAKDOWN



HFY

HAMILTON CAPITAL GLOBAL FINANCIALS YIELD ETF



DISCLAIMER

This communication is confidential and for the exclusive use of registered dealers and their representatives. The contents may not be reproduced or distributed to any clients or potential clients of such dealers or to the public generally or to the press. Canadian securities legislation, including National Instrument 81-102 Investment Funds, prohibits any such distribution. This communication is not intended to be a sales communication within the meaning of that Instrument and accordingly has not been designed to comply with the requirements of that Instrument relating to sales communications. The commentaries presented are prepared as a general source of information. They are not intended to provide specific individual advice including, without limitation, investment, financial, legal, accounting or tax.

This document may contain forward looking statements which are based on expectations, estimates and projections at the time the statements are made that involve a number of risks and uncertainties which could cause actual results or events to differ materially from those presently anticipated. Other events which were not taken into account may occur and may significantly affect the returns or performance of the Hamilton Capital funds. Such forward-looking statements reflect the Hamilton Capital's current beliefs with respect to future events and are based on information currently available to Hamilton Capital. The opinions contained in this communication are solely those of Hamilton Capital and are subject to change without notice. Hamilton Capital does not undertake any obligation, to publicly update or revise any forward-looking statements whether as a result of new information, future events or otherwise, except as expressly required by law.

Commissions, trailing commissions, management fees and expenses all may be associated with an investment in exchange traded products managed by Hamilton Capital Partners Inc. (the "Hamilton Products"). The Hamilton Products are not guaranteed, their values change frequently and past performance may not be repeated. The prospectus contains important detailed information about the Hamilton Products. Please read the prospectus before investing.

The KBW Nasdaq Financial Sector Dividend Yield Index ("KDXTR", "Financial Sector Dividend Index") consists of the most liquid and high dividend yielding names across the financial sector. KDXTR total return is calculated using the dividend yield weighted methodology.



Hamilton Capital
Specialists in Financial Services

www.hamilton-capital.com

TOP 10 HOLDINGS

#	Ticker	Name	Sub-Sector	Country	Weight
1	ARCC	Ares Capital Corp	Other	United States	3.1%
2	HDB	HDFC Bank Ltd	Banks	India	3.1%
3	CM	CIBC	Banks	Canada	3.0%
4	ZURN	Zurich Insurance Group	Insurance	Switzerland	2.9%
5	PACW	PacWest Bancorp (CA)	Banks	United States	2.8%
6	UMPQ	Umpqua Holdings (OR)	Banks	United States	2.8%
7	BNS	Bank of Nova Scotia	Banks	Canada	2.7%
8	DBS	DBS Group Holdings	Banks	Singapore	2.7%
9	MAIN	Main Street Capital	Other	United States	2.7%
10	BX	Blackstone Group	Asset Mgmt	United States	2.7%

TARGETED ATTRIBUTES

Compared to other North American financials investment vehicles, HFY seeks to hold a portfolio of financial services stocks that has—on balance—the following attributes:

- ✓ Attractive yield, with positive rate sensitivity
- ✓ Favourable valuations, positive growth trends in consensus EPS and dividends
- ✓ Diversification by position, geography and sub-sector

INVESTMENT OBJECTIVE

The investment objective of HFY is to seek long-term returns from an actively-managed portfolio consisting of regular dividend income and distribution income with modest long-term capital growth by investing in global financial services companies.

HOW TO BUY HFY

For facilitation of larger orders with market makers, please contact:

Babak Assadi
Managing Director, Portfolio Manager
Hamilton Capital
(416) 941-9888 | bassadi@hamilton-capital.com

ABOUT HAMILTON CAPITAL

Hamilton Capital Partners Inc. (HCP) is an asset manager headquartered in Toronto. Specializing in equity investments in global financial services companies, our team of investment professionals has more than 60 years of combined experience in the financial services sector.

Hamilton Capital ETFs | 55 York Street, Suite 1202 | Toronto, Ontario | etf@hamilton-capital.com